

Miriam Di Fiore, Description for Classes in Italy, 2015

Summer season classes

“Cooking and Fusing”

The Miriam’s World of Food and Glass Landscapes

Date: July 1 to 8, 2015 (arriving June 30, class end July 8 at 12:00 AM)

On July 4, the day will be dedicated to visit the region and a winery.

Teacher for Glass: Miriam Di Fiore

Teachers for Cooking: The best “chefs” of Mornico Losana

Language in the class: Italian, English

Hours: From 9:30 to 12:30 cooking, 14:30 to 18:30 Glass.

Class size: 5 to 7 students

Requirements: A good knowledge and experience in glass fusing

Price: 1.464,00 Euro (1.200 Euro + 22% IVA Taxes)

The price included:

22% of Italian taxes; cooking and glass lessons, all materials needed; wines during the lunch and all food staples that are necessary to create each unique lunch.

Miriam offer to each student who apply to the class: Lunch and transportation expenses during the day touring the area (picnic) the Pizza Dinner (excluding beverages) and the special Last Day dinner, the winery visit and wine tasting. Coffee, tea, fruits and cookies will always be available in studio during the lessons.

*** During this class there will be not the possibility to cook special lunches for celiac or diary food intolerances. So if you have special food needs, we will have to make special arrangements.**

Class Description:

Authentic Italian Cuisine Lessons

The cooking lessons will begin at 9:30 AM. Every day, expert housewives, passionate cooks of my Village, will present their specialties and the secrets of their culinary art.

For six mornings, we will be exploring how to make ravioli, tagliatelle, risotto, fish and meats, antipasti, vegetables and deserts - All authentic regional Italian traditional food. We will use only local ingredients, natural and genuine, some coming from my personal vegetable garden and orchard. During The entire class, my assistant and I will translate every single detail of the lesson and at lunch (12:30) we will all share the meals cooked with the teachers. Each day we will also test a different kind of great wine that these hills have to offer us: Pinot noir, Bonarda, Buttafuoco, Chardonnay, Moscato. All will be chosen by me to compliment each daily lunch from the many delicious wines produced in the local wineries.

Landscapes and Depth in Fusing : Basic process of Di Fiore's Technique

During the last 17 years I have dedicated my art work to translate faithfully the landscapes, connected to my life, in fused glass by adding the sense of optical depth. This works requires a very complex process which is necessary in order to be extremely attentive to the details.

The first day is spent introducing the technique where I describe the process to construct the work and how I prepare the frits and the stringers that we would use for my process. All my processes are used in order to recreate the details of the image in glass with the best possible definition.

During the class, I will guide you step by step in the creation of a forest landscape in winter season with the presence of water (The image is chosen by me for educational reason), you will learn how to "translate" the image in glass, with the glass giving it even more optical depth. This instruction will give you a clear view of the principal process used to create my work.

The project will be small but with rich and intense imagery (near 18 x 13 cm) and will become an important "technical document" to use in the future to help you to develop your own Art in Glass Landscapes.

We will use Bullseye glass. We will be making our own "stringers" which you will use by pulling and manipulating in a flame of low intensity, and then these lines will be used in your pieces to create different elements and effects.



Class calendar:

From 1 to 3 July and 5 to 7 July

9:30 to 12:30 - Cooking class- 12:30 to 14:00 - Lunch time

14:00 to 14:30 coffee time and short rest; 14:30 to 18:30: Fusing.

On July 2, group dinner for Special Italian Pizza.

July 4: Day outside from 10:00 AM to 19:00

Will be dedicated to visit our beautiful hills and woods to also talk about how I "see" and photograph the scenery that I like to translate into glass. Visiting the Abazia of Sant'Alberto di Butrio , Oramala Castel, Fortunago Village

Picnic lunch; in the afternoon Wine tasting and winery visit-

There is a possibility that day will be a Village Party in the main square in the evening, with possibility to dinner and dancing.

July 7: Group Dinner of End of Class.

July 8: Last day. Meeting in the studio at 9:30 AM. Conclusions and opening the kilns. End of the class at 12:00 AM



Miriam's winter piece



**“Cooking and Fusing”
Translating your Water Colours Landscape in Glass with
Miriam’s process.**

This class is dedicated to all the students that already knows my process, loves Italian cooking, wants to explore and translate the Water colour spirit in a fusing with depth glass landscape.

Date: July 23 to 30, 2015 (arriving July 22, class end July 30 at 12:00 AM)

On July 26, the day will be dedicated to visit the region and a winery.

Teacher for Glass: Miriam Di Fiore

Teachers for Cooking: The best “chefs” of Mornico Losana

Language in the class: Italian, English

Hours: From 9:30 to 12:30 cooking, 14:30 to 18:30 Glass.

Class size: 5 to 7 students

Requirements: A good knowledge and experience in glass fusing, much better if you know already my process or you are already expert in light painting technique.

Price: 1.464,00 Euro (1.200 Euro + 22% IVA Taxes)

In this class 10% discount to who already has study with me, even if in another country.

The price included:

22% of Italian taxes; all materials needed; wines during the lunch and everything is necessary for the preparation of the lunch each day.

Miriam offer to each student who apply to the class: Lunch and transportation expenses during the day touring the area (picnic) the Pizza Dinner (excluding beverages) and the special Last Day dinner, the winery visit and wine tasting. Coffee, tea, fruits and cookies will always be available in studio during the lessons.

*** During this class there will be not the possibility to cook special lunches for celiac or dairy food intolerances. So if you have special food needs, we will have to make special arrangements.**

Fusing Glass class description:

Translating Watercolours paintings to Glass fusing, using frits, stringers and thin glass to create depth by using Miriam's process.

Each student will work on their own image to the class. The image chosen by the student keeping in mind that the intent is to explore the possible

translation in glass fusing using the process of Miriam's Technique. The image has to be a painted landscape, **not a photograph**. It could be a watercolour or acrylic paint. This will help to develop a very personal style in the each of the student's art.

The student must send by email, the image that they intend to work on **before** the class. This is so that Miriam can confirm the feasibility of the project utilizing Miriam's technique and the purpose of this class.

Class calendar:

From 23 to 25 July and 27 to 30 July

9:30 to 12:30 - Cooking class

12:30 to 14:00 - Lunch time

14:00 to 14:30 - Coffee time and a short rest

14:30 to 18:30 - Fusing class

July 24 - Group dinner for Special Italian Pizza.

July 26 - Day outside from 10:00 AM to 19:00


Will be dedicated to visit our beautiful hills and woods to also talk about how I "see" and photograph the scenery that I like to translate into glass. Visiting the Abazia of Sant'Alberto di Butrio , Oramala Castel, Fortunago

Picnic lunch. Afternoon - Wine tasting and winery visit.

July 29 - Group Dinner at end of class.

July 30 - Last day. Meeting in the studio at 9:30 AM. Conclusions and opening the kilns. End of the class at 12:00 AM

Student's work translating watercolours by Dominique Boivin



Fall Season Classes



“Without Limits” Advanced Fusing Techniques

Teacher: Miriam Di Fiore

Date: September 23 to October 1. Arriving date September 22, end of class October 1th, 12:00AM.

Requirements: Basic knowledge and experience in glass fusing required.

Language: Italian, English

Hours: From 9:00 to 12:30 and from 14:30 to 18:30

Class size: 4 to 7 students

Price: 1.464 Euro (1.200 Euro + 22% IVA Italian Taxes)

The price included: Italian taxes (22%); all materials needed during the class. Transportation from Voghera’s train station.

Miriam offers to her students the lunch with authentic Italian food; spring water and local wine.

A local winery visit and tasting.

Coffee, tea. Fruits, and cookies are always available in studio during the lessons.

Class Description:

During this very intensive class, **Thinking in Fusing “Without Limits”**, the students will explore the many ways to get special effects with glass fusing to create new and surprising results.

The “open-kiln processes” which includes glass combings, the free-flowing oblique plane “seesaw” technique, the creation of spirals and marble effects during the firing process, and creating pre-fused patterns will be included.

The resulting components could be used in fusing or used as inclusions in a flat piece.



We will also explore the process to get very thin but strong fine fused pieces (less than 2 millimetres) using glass powder, and will introduce some interesting variations utilizing the "Freeze and Fuse" technique.

The "Freeze and Fuse" technique is an extraordinary process which is a very simple way to get small three-dimensional objects in glass without the use of a mould but using a silicone rubber mould, water and a freezer. Basic cold working by hand and machines will be demonstrated.

Class calendar:

From September to 23 to 26 and 28 to 30

9:30 to 12:30 - Studio time

12:30 to 14:00 - Lunch time

14:00 to 14:30 - Coffee time and a short rest


14:30 to 18:30 - Studio

September 26: This class is very intense. We all will need a day free in between to rest. Will be possible organizing a half-day excursion to visit the hills around Mornico Losana.

September 30 - Group Dinner at end of class.


October 1 th - Last day. Meeting in the studio at 9:30 AM. Conclusions and opening the kilns. End of the class at 12: 00 AM

Exercise “free flowing oblique plain” by Miriam





Freeze and Fuse snail



Dropping glass spiral



Example of Thin fusing by Tania Veit



Exercise very controlled of "boiled glass"



“Landscapes and Depth in Fused Glass:

The Fall season in the Di Fiore’s Technique process”

Teacher: Miriam Di Fiore

Date: October 10 to 17. Arriving October 9, class end October 17 at 12:00 AM.

Requirements: Good experience in glass fusing with a good knowledge with frits and stringers (experience in the "Painting with Light" technique is very important and necessary to better understanding the process)

Language: English, Italian

Hours: from 9:30 to 12:30 and from 14:30 to 18:00

Class size: minimum 5 to max 6 students

Price: 1.342 Euro (1.100 + 22% IVA Taxes)

The price included: Italian taxes (22%); all materials needed during the class; transportation from and to Voghera’s train station.

Miriam offers to her students the lunch with authentic Italian food; spring water and local wine and a visit to a local winery and tasting.

Coffee, tea. Fruits, and cookies are always available in studio during the lessons-



Description:

I have dedicated my art work to translate faithfully the landscapes, connected to my life, in fused glass by adding the sense of optical depth. This work requires a very complex process and it's necessary to be extremely attentive to details.

During the first day of class, I will be introducing the technique. I will describe the process to construct and how I prepare the frits and the stringers that we would use for the realization of the image in order to obtain the best possible definition.

During the class, I will guide you step-by-step in the creation of a forest landscape in fall with the presence of water (the image are chosen by me for educational reason). You will learn how to "translate" the image into glass, giving it even optical depth, in order to have a clear view of the principal process used to create my work. We will learn how to manage the colours of fall season with potential difficulties having several firings and reactivity.

We will also try to accomplish a second project, translating a WATERCOLOUR fall season image you will bring with you. It could be your or not.

The projects will be small but rich and intense images (near 18 x 13 cm) and will become important "technical documents" for you to use in the future in your own studios to help you to develop your own Art in Glass Landscapes.

We will use Bullseye glass. We will be making our own "stringers" which you will use by pulling and manipulating in a flame of low intensity, and then these lines will be used in your pieces to create different elements and effects.

Class calendar:

From October 10 to 12 and from 14 to 16

9:30 to 12:30 - Studio time with glass theory and practice

12:30 to 14:00 - Lunch time ; 4:00 to 14:30 - Coffee time and short rest

14:30 to 18:00 - Studio time and glass practice

October 13:

This class is very intense. We all will need a day free in between to rest. In the late afternoon we will make a short tour to see our beautiful hills to also talk about how I "see" and photograph the scenery that I like to translate into glass.

October 16 - Group Dinner of End of Class.

October 17 - Last day. Meeting in the studio at 9:30 AM. Conclusions and opening the kilns. End of the class at 12:00 AM



Student work by Antonella Marra